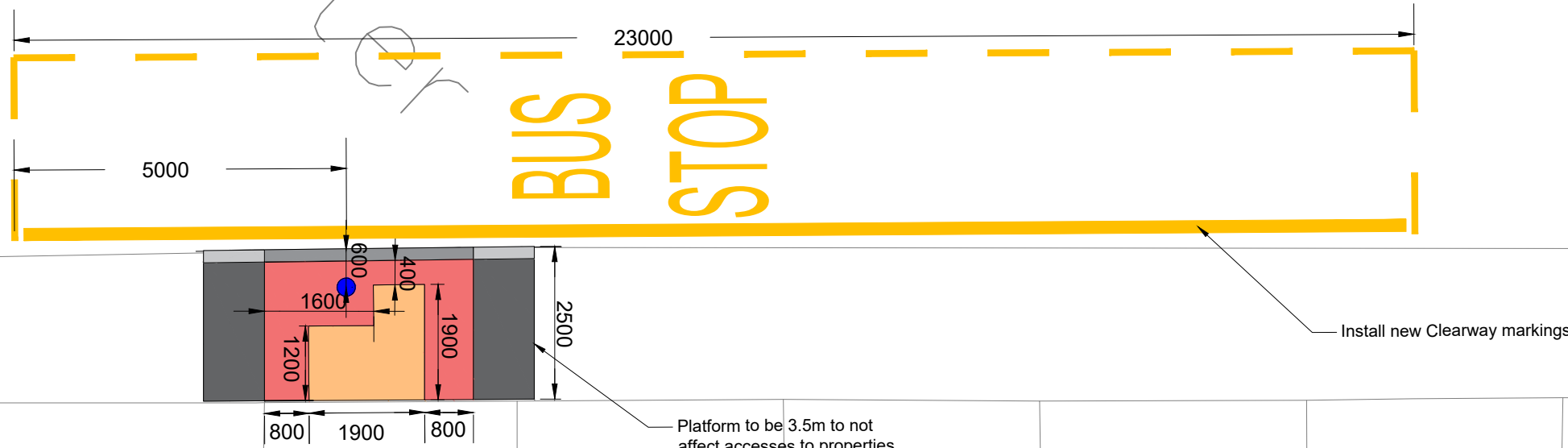




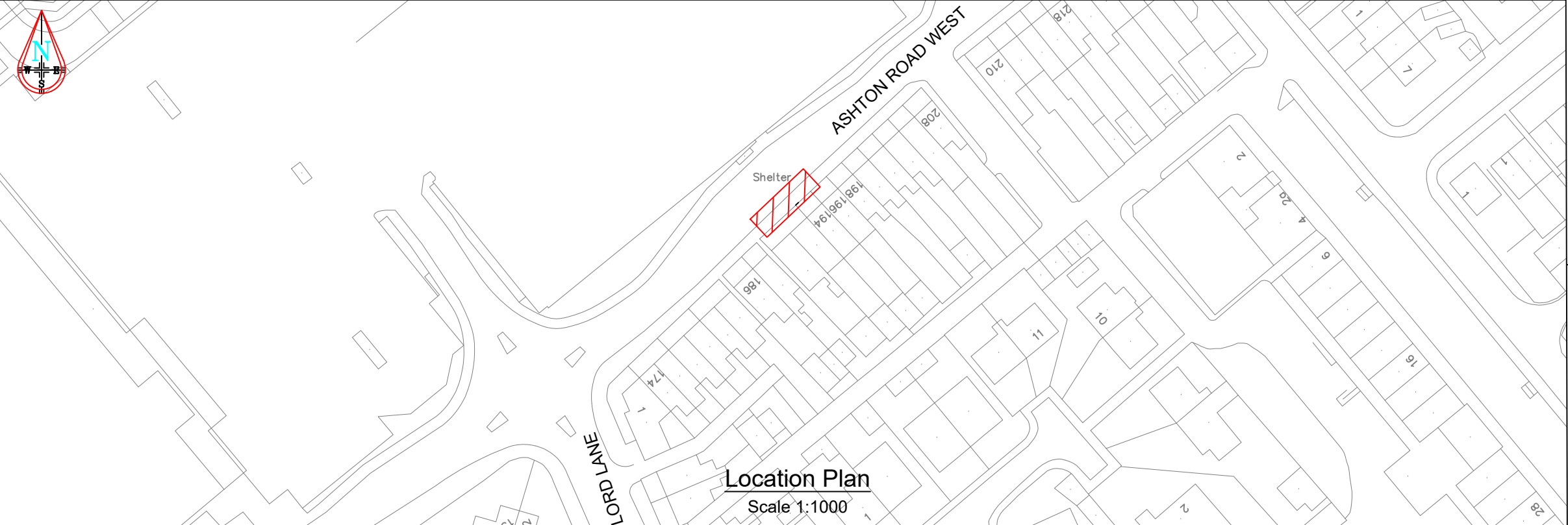
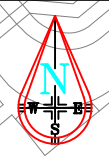
Sheet 1/1



Bus Stop General Arrangement UPBS25
Scale 1:100

KEY

- Excavate existing surface to 205mm below existing footway level. Lay buff 160x120x60 tegula paving, bedded on 25mm thick sand bedding course & 150mm thick type 1 sub-base. (4m²)
- Excavate existing surface to 205mm below existing footway level. Lay red russet 160x120x60 tegula paving, bedded on 25mm thick sand bedding course & 150mm thick type 1 sub-base. (5m²)
- Plane and key existing surface by 50mm to provide a ramp at 1:12.5. Lay AC 6 Dense surf 160/220 PSV+50 to be laid 25mm thick, bedded on AC 20 Dense surf 100/150 60mm thick. (5m²)
- Take up existing Kerb and lay PCC Bullnose Transition Kerb (2m)
- Take up existing Kerb and lay to 160mm upstand PCC Bullnose Kerb (4m)
- Existing pole and sign to be retained (Sign to be 600mm from kerb edge and 400mm from the top of the ramp) Clearway Sign to be installed.



Location Plan
Scale 1:1000

NOTES

1. The Highway Authority is Oldham Metropolitan Borough Council (OMBC).
2. The drawing is to be printed in colour.
3. All dimensions are in millimetres unless otherwise stated.
4. All dimensions, levels and setting out to be checked on site by the contractor before work commences, any discrepancies to be notified to the overseeing organisation in writing so that adjustments may be made.
5. All works are to be carried out in accordance with ombc standard details unless otherwise stated.
6. The location of any underground or overhead services which exist on site are to be verified by the contractor before any work commences.
7. Refer to OMBC Standard Detail for Bus Stop General Arrangement
8. Kerb Upstand at boarding area to be 160mm

ORDNANCE SURVEY LICENCE INFORMATION:
© Crown copyright and database rights 2020 Ordnance Survey licence 0100019668



HIGHWAYS & ENGINEERING
Henshaw House, Cheapside, Oldham OL1 1NY

Client		Oldham MBC		Title	
Project		GD3 Bus Stop Accessibility Upgrade		General Arrangement TFGM ED0466 Unity Bus Stop 25	
Drawn by	LB	Date	FEB 20	Purpose of issue	Construction
Checked by	RT	Date	MAR 20	Scale at A3 size	AS SHOWN
Approved by	NM	Date		Drawing No.	UPBS25-0100-U-001
					Rev.
					A